

Class of 2013 Postgraduate Report

Cornell Career Services surveys Cornell University bachelor's degree recipients for six months following graduation. This report summarizes postgraduate activities for the university as a whole. For more comprehensive statistics by college, please refer to college reports.

Response

Response Rates

	Total Surveyed	Responses	Response Rate
University	3,614	2,545	70.4%
Agriculture and Life Sciences	936	759	81.1%
Architecture, Art, and Planning	112	51	45.5%
Arts and Sciences	1,063	679	63.9%
Engineering	685	442	64.5%
Hotel	247	216	87.4%
Human Ecology	331	189	57.1%
ILR	243	209	86.0%

Postgraduate Activities

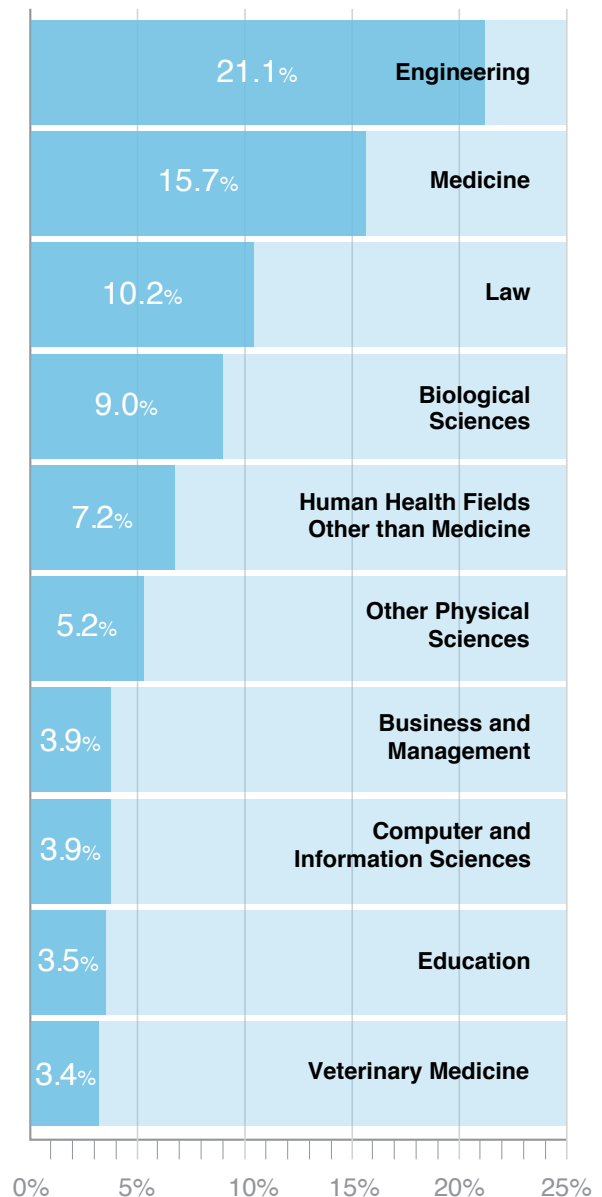
Activities by College

	Employed	Graduate School	Other Endeavors*
University	58.0%	23.8%	18.2%
Agriculture and Life Sciences	53.8%	17.8%	28.4%
Architecture, Art, and Planning	56.9%	23.5%	19.6%
Arts and Sciences	54.2%	28.0%	17.8%
Engineering	58.9%	34.0%	7.1%
Hotel	92.1%	1.4%	6.5%
Human Ecology	25.0%	44.7%	30.3%
ILR	78.5%	15.3%	6.2%

*Includes pursuing graduate school admission or employment, volunteering, and travel, among other activities.

Graduate/Professional Studies

Most Frequently Selected Fields



Legal Careers

Law Schools Most Frequently Attended in 2013

Cardozo School of Law	Georgetown University
Columbia University	Harvard University
Cornell University	New York University
Fordham University	University of Pennsylvania
George Washington University	University of Virginia

Acceptance rates*

Cornell (for 77 applicants)	94%
National	77%

*Based on most recent data available from Law School Admission Council for fall 2013 acceptance.

Medical Careers

Medical Schools Most Frequently Attended in 2013

Case Western Reserve University	SUNY Downstate
New Jersey Medical School	SUNY Upstate
New York Medical College	Tufts University
New York University	Tulane University
Robert Wood Johnson Medical School	Weill Cornell Medical College

Acceptance rates*

Cornell (for 136 applicants)	70%
Cornell Students with a 3.6 GPA or above	82%
National	42%

*Based on most recent data available from Association of American Medical Colleges for fall 2013 acceptance.

Fellowships

Cornell consistently gains national recognition for the fellowship successes of its students. The competitions are highly selective and there are few awards annually.

2013		2012	
Carnegie Scholarship	1	Beinecke Scholarship	1
Goldwater Scholarship	2	Churchill Scholarship	1
Luce Scholarship	1	Gates Cambridge Scholarship	1
Rhodes Scholarship	2	Goldwater Scholarship	2
Truman Scholarship	2	Keasbey Scholarship	1
		Truman Scholarship	2
		Udall Scholarship	1

Employment

Full-Time On-Campus Recruiting by Bachelor's Degree Recipients

College of Enrollment	Students	Interviews
Agriculture and Life Sciences	181	642
Architecture, Art, and Planning	18	31
Arts and Sciences	261	808
Engineering	325	1,157
Hotel	155	731
Human Ecology	61	142
ILR	121	416

Total On-Campus Recruiting Activity* by Sponsoring Office

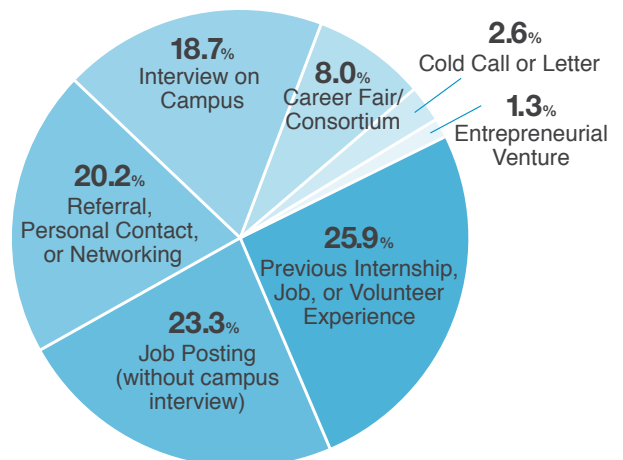
	Employers	Interviews
Cornell Career Services, Barnes Hall	144	4,609
Agriculture and Life Sciences	34	377
Architecture, Art, and Planning	12	66
Engineering	152	3,029
Hotel	78	1,237
Human Ecology	1	6
ILR	58	781

*Includes graduate and undergraduate full-time, internship, and co-op interviews.

Employers Hiring the Most Cornellians

Accenture	Google
Bank of America Merrill Lynch	IBM
Citi	JPMorgan Chase
City Year	Microsoft
Cornell University	Morgan Stanley
Deloitte Consulting	Oracle
Deutsche Bank	Peace Corps
Epic Systems	PricewaterhouseCoopers
Ernst & Young	Procter & Gamble
Goldman Sachs	Teach for America

How Undergraduates Found Their Jobs



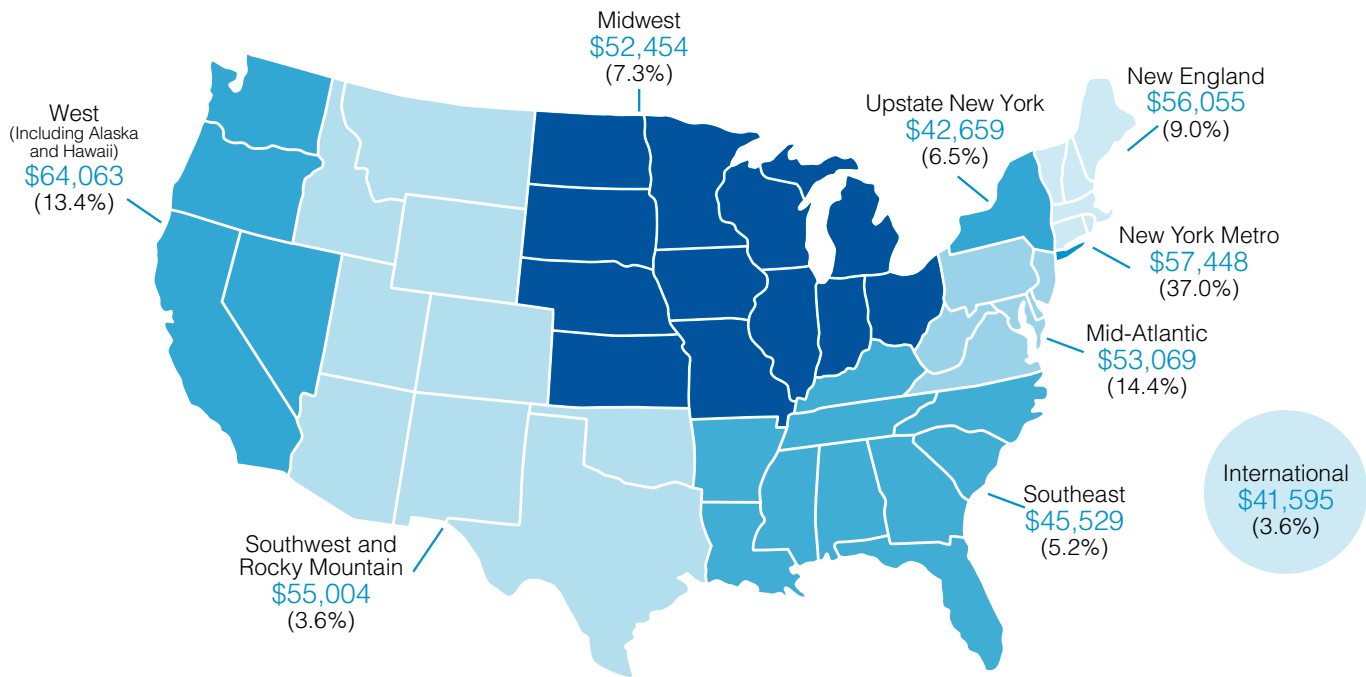
Salary Statistics

Salary Statistics for Bachelor's Degree Recipients

	2013	2012	2011
Mean	\$54,962	\$53,673	\$51,411
Median	\$55,000	\$55,000	\$52,000

Salary Statistics by Geographic Location for Employed Graduates

Mean Salary (Percent of Response)



Starting Salary Means by College

	2013	2012	2011
Agriculture and Life Sciences	\$49,679	\$49,335	\$49,280
Architecture, Art, and Planning	\$43,183	\$42,407	\$38,262
Arts and Sciences	\$51,363	\$49,025	\$47,495
Engineering	\$72,287	\$70,135	\$64,709
Hotel	\$50,676	\$51,411	\$48,617
Human Ecology	\$46,711	\$44,148	\$40,936
ILR	\$53,132	\$52,365	\$51,648

Salary Statistics by Employment Sector for Employed Graduates

Business/Industry	Percent of Response	Mean Salary	Public Sector/Nonprofit	Percent of Response	Mean Salary
Financial Services	16.5%	\$65,499	Education	6.5%	\$38,673
Technology	16.4%	\$71,114	Other Nonprofit	4.8%	\$33,060
Consulting	13.6%	\$59,005	Government	4.1%	\$40,158
Hospitality	8.4%	\$44,386	Labor	<1.0%	\$47,840
General Business	6.6%	\$55,957			
Manufacturing	5.9%	\$59,235			
Communications/Media	4.4%	\$42,098			
Retail	4.1%	\$51,260			
Agriculture	2.9%	\$36,694			
Biotechnology/Pharmaceuticals	2.7%	\$48,280			
Law	1.7%	\$44,788			
Insurance	1.0%	\$54,367			

Overview of Services

Cornell Career Services

Offers a broad range of programs and services to assist students with their career development.

Career planning

Career counseling and testing, library and Internet resources, shadowing and networking opportunities.

Job-search strategies

Advice on the job search, workshops, employer career fairs (on and off campus).

Employment services

Interviews (on and off campus), resume referrals, job postings via the Internet.

Graduate and professional school advising

Advice and workshops on the application process and fellowships, information resources, Graduate and Professional School Days.

The mission of Cornell Career Services is to contribute to the Cornell community of learning by providing outstanding career-development services that help students apply their education and experiences toward advancing their career goals over a lifetime.

Cornell Career Services educates students about career planning and the job-search process and promotes linkages between students and graduate/professional schools and employers.

To learn more about Cornell Career Services, please visit our website at career.cornell.edu.

Rebecca Sparrow, Director

Cornell Career Services
103 Barnes Hall, Ithaca, New York 14853
607.255.5296



Cornell University

Annual Activities

Individual advising appointments and walk-in advising sessions	16,411
Career development and information programs, classroom presentations	502
Students attending programs and presentations	15,957
Schools represented at annual Graduate and Professional School Days	234
Students attending Graduate and Professional School Days	465
Organizations represented at annual Cornell Career Services Career Fair	262
Students attending Cornell Career Services Career Fair	6,391
Organizations represented at Summer Opportunities Fair	34
Students attending Summer Opportunities Fair	514
Organizations represented at annual Nonprofit and Government Career Fair	47
Students attending Nonprofit and Government Career Fair	360
Job-shadowing experiences during winter and spring breaks, 2013	1,059